

Lean Enterprise Architecture Toolkit Templates

version 1.0 | February 2021

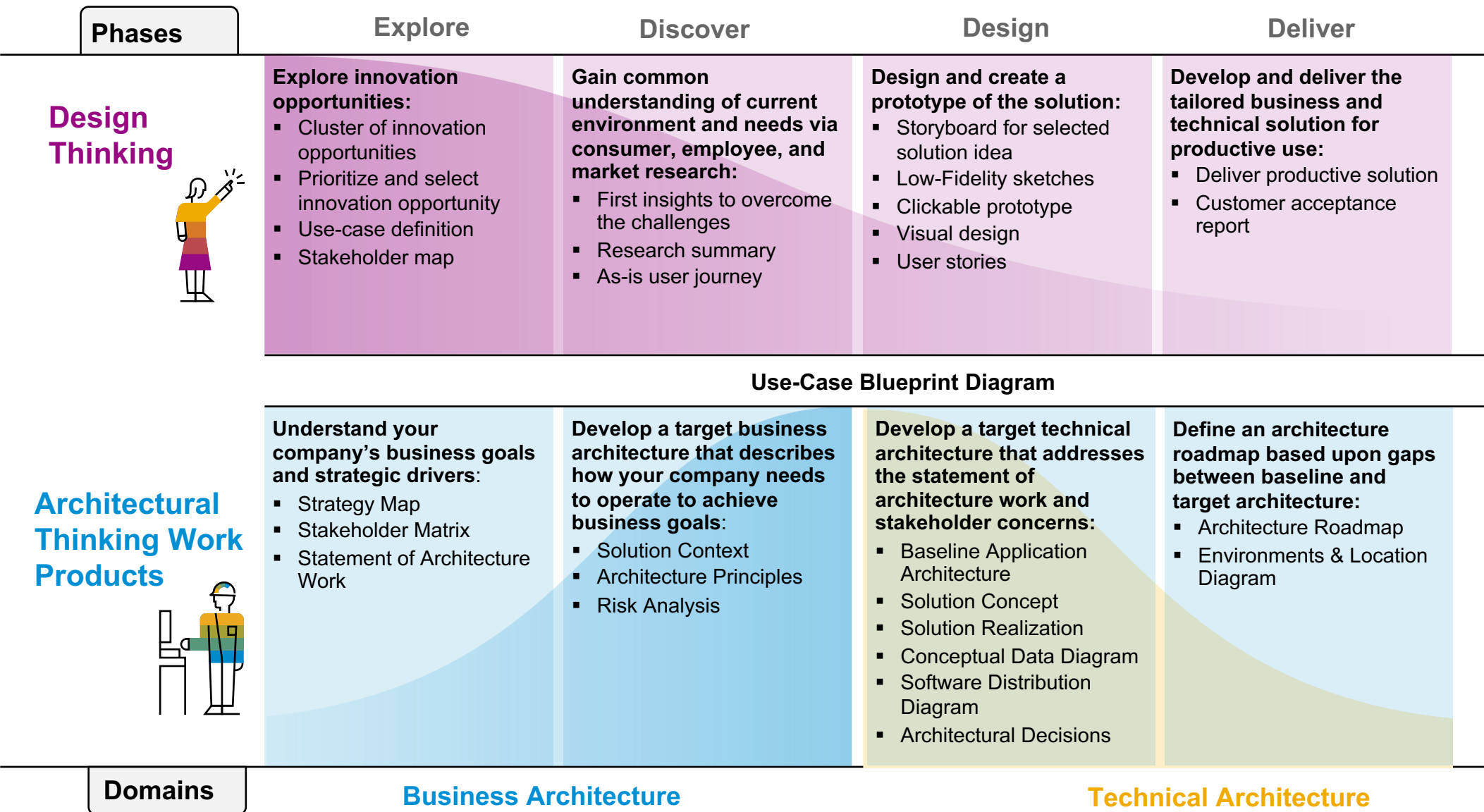


Introduction



Combining Design Thinking and Architectural Thinking

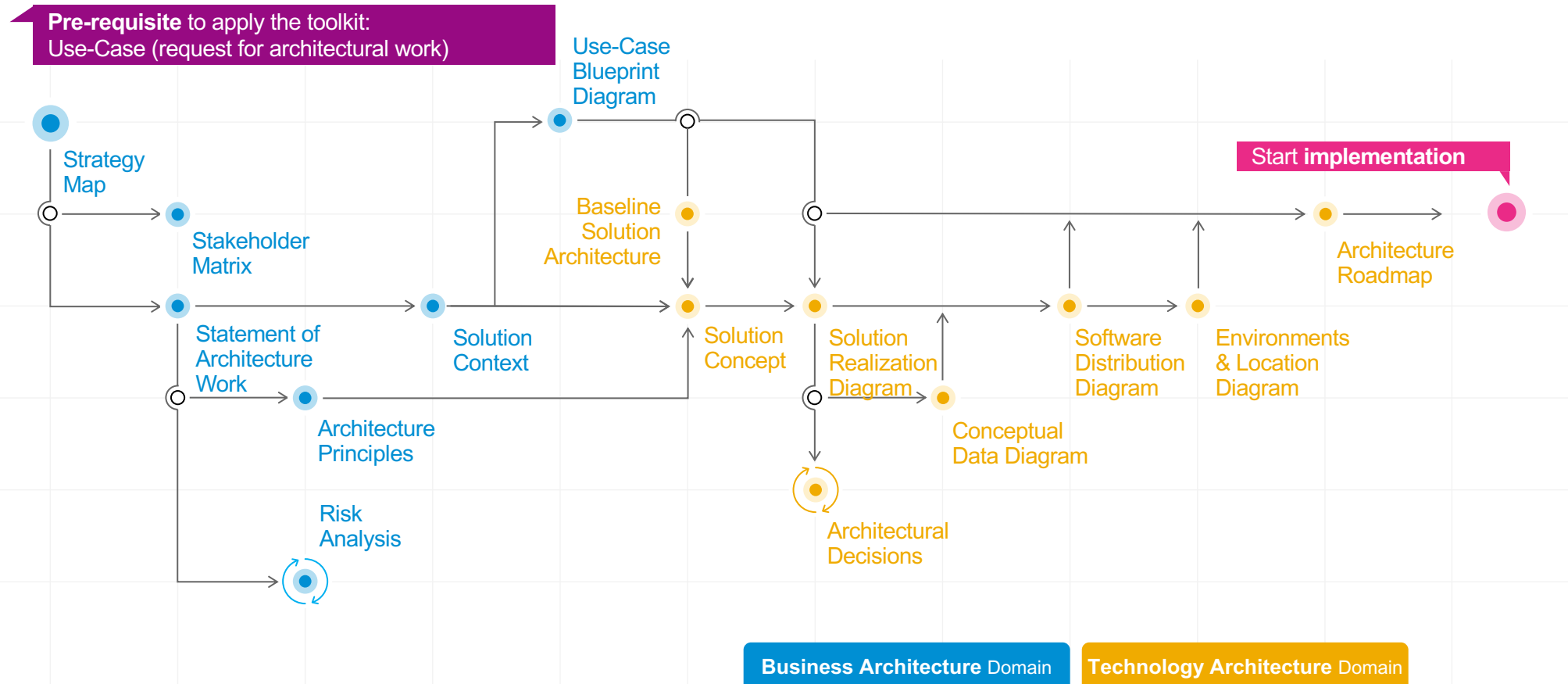
The Lean Enterprise Architecture Toolkit can be used in combination with the Human Centered Innovation Approach as defined by the SAP AppHaus. While the Lean Enterprise Architecture Toolkit applies an engineering mindset to understand, describe, and solve a business problem, the Human Centered Innovation Approach applies a user-centric view to the business problem with the help of Design Thinking. While Design Thinking focuses on the alignment of users and business, the Architectural Thinking with the toolkit focuses on the alignment of business and IT.



Overview of the content of the Lean EA Toolkit

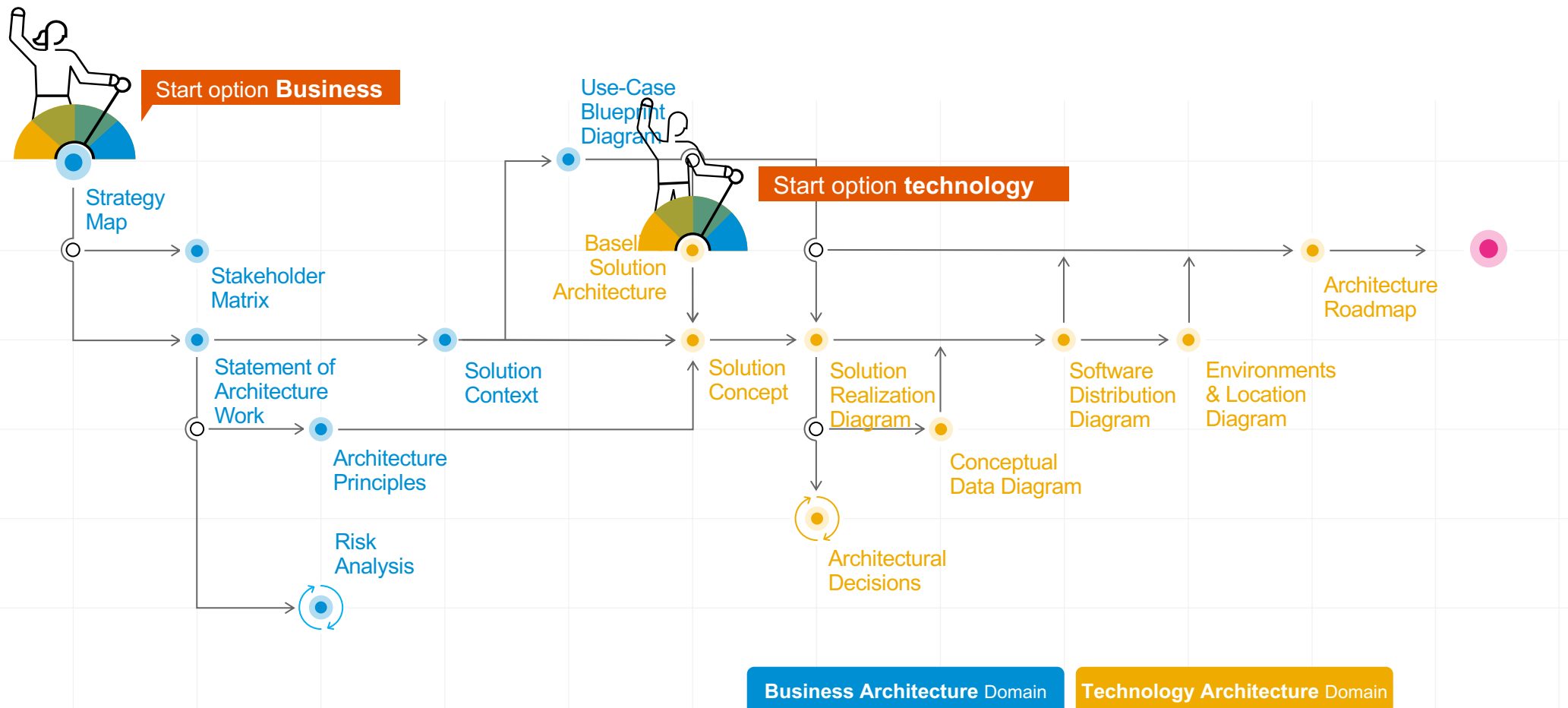
The Lean Enterprise Architecture Toolkit is comprised of 15 work products: 7 work products describe the business domain, and 8 work products describe the technical domain. Work products from the business domain are used to communicate with stakeholders from the business departments as well as business executives and business management. Work products from the technical domain are predominantly used to communicate with stakeholders from IT. Each work product of the toolkit is described by a template, an example showing the adoption of the template, and a brief guide for creating the work product based on its template.

Generally, the work products of the toolkit are applied in a defined sequence. The reason for this is, that results from one work product serve as input for the creation of other work products.



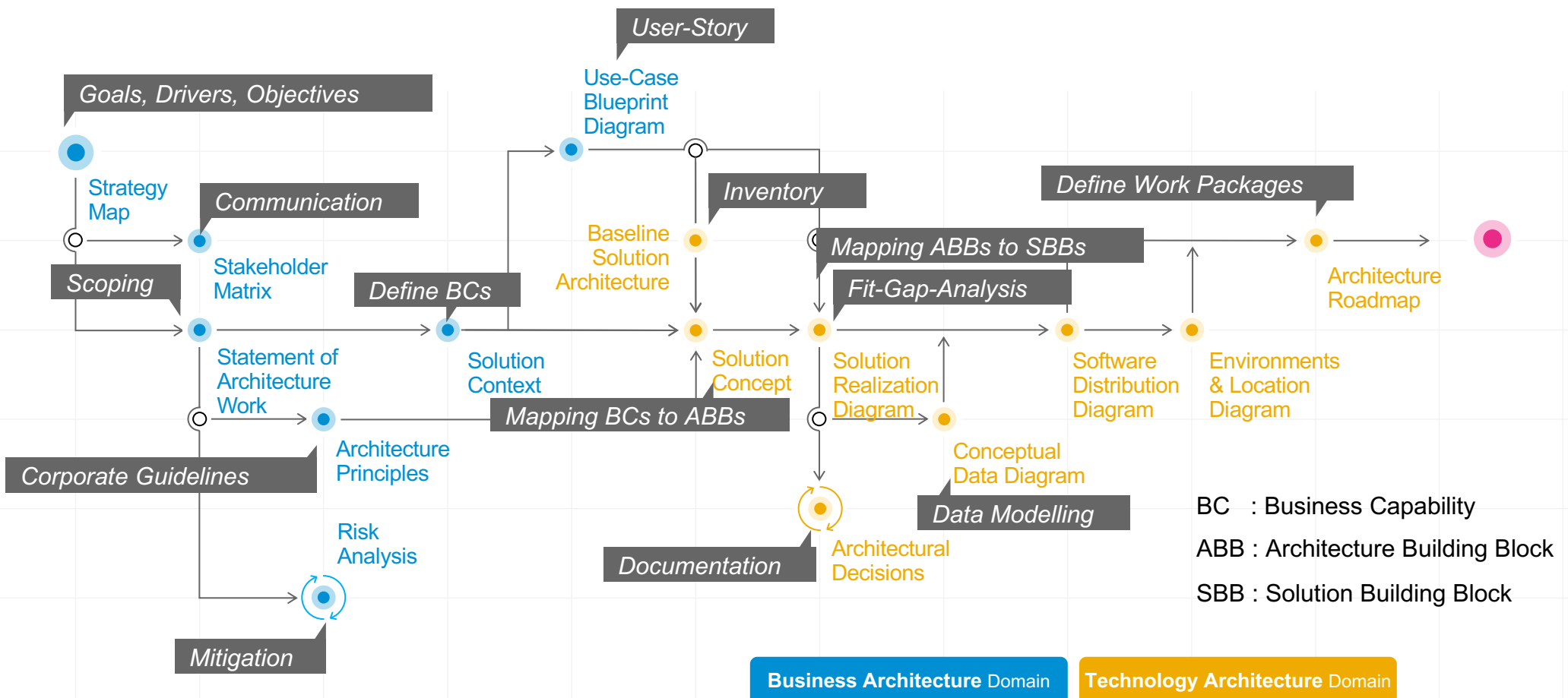
Start options for using the Lean EA Toolkit

Depending on the driver for architectural work, the sequence of using the templates of the toolkit can be adapted, respectively. Considering a business department that issues a request of architectural work, the Strategy Map or Statement of Architecture Work might be one of the first work products being created. In case the IT department would like to discover the business value of using a specific technology, the Solution Concept or Baseline Solution Architecture might be the work products to start with the architecture development.




Activities when using the Lean EA Toolkit

Using the Lean EA Toolkit involves different activities for the creation of the work products. Each work product offers a different view on the architecture. It is the sum of all work products describing the architecture of the aspired solution.



Scenario used for sample work products

The samples provided for the Lean EA toolkit work products are based on a fictitious company named Rocket Chips Inc. The sample work products introduced in the following chapters assume a request of architecture work to improve the budget review and approval process for new R&D initiatives and business development projects at Rocket Chips.



Company name:

Rocket Chips Inc., a global semiconductor company founded in 2013, engaged in the design and fabrication of semiconductors that are specialized to run machine learning algorithms.

Tagline: *We bring you beyond!*

Drivers:

- Become global market leader in semiconductors optimized for machine learning algorithms
- Grow into new market segments by offering additional services

Goals:

- Grow fast, grow globally
- Fast and effective deployment of capital for business initiatives and research & development projects to support massive growth as well as innovation and adaptability (sources of competitive advantage)



© 2021 SAP SE or an SAP affiliate company. All rights reserved.

No part of this publication may be reproduced or transmitted in any form or for any purpose without the express permission of SAP SE or an SAP affiliate company.

The information contained herein may be changed without prior notice. Some software products marketed by SAP SE and its distributors contain proprietary software components of other software vendors. National product specifications may vary.

These materials are provided by SAP SE or an SAP affiliate company for informational purposes only, without representation or warranty of any kind, and SAP or its affiliated companies shall not be liable for errors or omissions with respect to the materials. The only warranties for SAP or SAP affiliate company products and services are those that are set forth in the express warranty statements accompanying such products and services, if any. Nothing herein should be construed as constituting an additional warranty.

In particular, SAP SE or its affiliated companies have no obligation to pursue any course of business outlined in this document or any related presentation, or to develop or release any functionality mentioned therein. This document, or any related presentation, and SAP SE's or its affiliated companies' strategy and possible future developments, products, and/or platform directions and functionality are all subject to change and may be changed by SAP SE or its affiliated companies at any time for any reason without notice. The information in this document is not a commitment, promise, or legal obligation to deliver any material, code, or functionality. All forward-looking statements are subject to various risks and uncertainties that could cause actual results to differ materially from expectations. Readers are cautioned not to place undue reliance on these forward-looking statements, and they should not be relied upon in making purchasing decisions.

SAP and other SAP products and services mentioned herein as well as their respective logos are trademarks or registered trademarks of SAP SE (or an SAP affiliate company) in Germany and other countries. All other product and service names mentioned are the trademarks of their respective companies.

See <http://global.sap.com/corporate-en/legal/copyright/index.epx> for additional trademark information and notices.