

EXPLORE PHASE / Joint Activity or Solo Activity

# Use Case Evaluation

Learn how your use case ideas can be implemented with SAP technologies by finding similar existing use cases.

# Why to do a Use Case Evaluation

You have different use case ideas you want to implement, but you don't want to always start from scratch. This short exercise helps you compare your use case ideas with existing use cases implemented with SAP technologies.

Evaluate and document which use case ideas already exist and could therefore be implemented faster with SAP technologies and which use case ideas are new.

The exercise is particularly helpful after creating a [Use Case Definition](#) of your use case ideas.



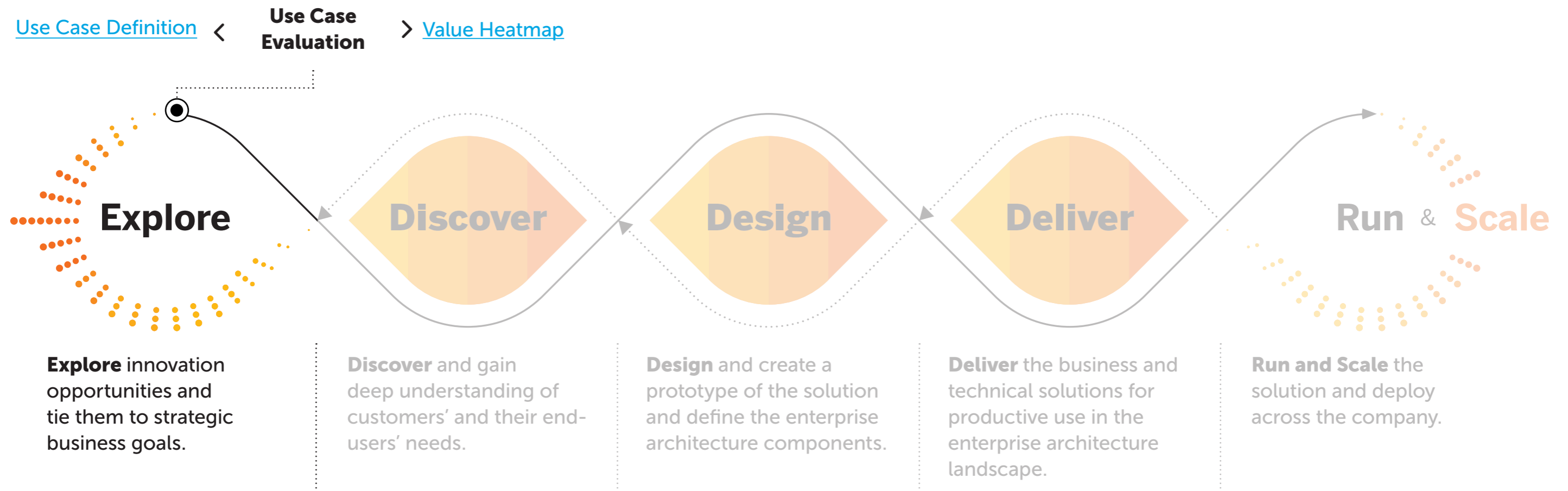
# Explore



# When to do a Use Case Evaluation

This activity takes place before starting with an innovation project, during the Explore Phase of the Human Centered Approach to Innovation (HCAI). It is preferable to do this activity after use case ideas have been formulated and

discussed. You can combine this method with the [Value Heatmap](#) or the last step of the [Use Case Exploration Workshop](#) ("Create a Use Case Roadmap") to prioritize your use case ideas.



Learn more about SAP's Human-Centered Approach to Innovation: <https://experience.sap.com/designservices/approach>

# How to create a Use Case Evaluation



Duration  
**30 - 45 Minutes**



Participation  
**3 - 4 People**



Roles  
**Department leads from business and IT, project sponsors, strategic decision makers, architects**



Use input from

- [Collection of Innovation Opportunities](#)
- [Use Case Definition](#)

## Steps

0

Formulate your use case idea(s) with the method [Use Case Definition](#). Write the definition in the template including the business value for the use case idea.

1

Browse similar existing use cases in the [SAP Discovery Center](#) and the [SAP Business Technology Platform](#) website. Write the names of the existing use cases found in sticky notes (one use case name per sticky note). Place the sticky notes with the use case names below the corresponding use case definition, select the most fitting use case for each of the use case idea definitions and write it in the template.

2

Complete the following information in the template:

- **Matching Meter:** how close is the existing use case to your use case idea on a scale from 1 - 5? Does it solve the same or a similar problem? Is it for the same audience and / or business unit?
- **Aspects to improve / add:** Make a list of unclear aspects or not covered in the existing use case that are relevant for your use case idea.
- **Effort:** On a scale from 1 - 5, indicate how much effort would it take to implement your use case idea considering existing material?
- **Follow-up:** What steps do you need to take in the short term to implement your use case idea?

## Expert Tips

If there is no clear match for a use case idea, write "new" under "Matching Use Case Idea". Skip the "Matching Meter" and "Aspects to Improve".

Place your use case ideas in a roadmap. Select the ideas with a high business value and low effort to get started.


Follow the existing material in the Discovery Center to implement existing use case ideas. To implement new use case ideas, you can continue following the methods in the SAP Innovation Toolkit to gather more specific requirements and design the solution.

Additionally, you can request a mission for your new use case ideas in the [SAP Discovery Center](#).

If you prefer to work together with SAP to bring your new use case ideas to life, contact the [SAP AppHaus](#).

# Example

# Use Case Evaluation

<p>0. Your Own Use Case Idea <i>Write the definition the use case idea you want to implement</i></p> <p style="text-align: right;"> Business Value</p> <p><b>OUR CONTROLLING DEPARTMENT NEEDS A Q+A CHATBOT FOR SUPPLIERS TO IMPROVE TRANSPARENCY ABOUT ORDER STATUS AND AVOID DELAYED PAYMENTS.</b></p>	<p>Aspects to improve / add <i>What aspects are not covered by the existing use case?</i></p> <p><b>- MOBILE ACCESS UNCLEAR</b> <b>- WHAT ARE THE LIMITATIONS OF THE CHATBOT?</b></p>
<p>1. Matching Use Case Idea <i>What existing use case fits best to your use case idea?</i></p> <p><b>GAINING TRANSPARENCY INTO SUPPLIER INVOICE AND PURCHASE ORDER PROCESSING</b></p>	<p>Effort <i>How much effort would it take to implement your use case idea?</i></p> <p><input checked="" type="radio"/> 1   <input checked="" type="radio"/> 2   <input checked="" type="radio"/> 3   <input type="radio"/> 4   <input type="radio"/> 5</p>
<p>2. Matching Meter <i>How well does the existing use case fit to your use case idea?</i></p> <p><input checked="" type="radio"/> 1   <input checked="" type="radio"/> 2   <input checked="" type="radio"/> 3   <input checked="" type="radio"/> 4   <input type="radio"/> 5</p>	<p>Follow up <i>What next steps will be taken to implement the use case idea?</i></p> <p><b>- EVALUATE MISSION INTERNALLY</b> <b>- SET-UP SESSION WITH MISSION EXPERTS</b></p>



# Template for Print

## 1. Your Own Use Case Idea

*Write the definition the use-case idea you want to implement*



---

---

---

---

---

---

---

---

---

---

## 2. Matching Use Case Idea

*What existing use case fits best to your use case idea?*

---

---

---

---

---

---

---


---

---

---

## 3. Matching Meter

*How well does the existing use case fit to your use case idea?*



## 4. Aspects to improve / add / questions

*What aspects are not covered by the existing use case, what is unclear?*

---

---

---

---

---

---

---

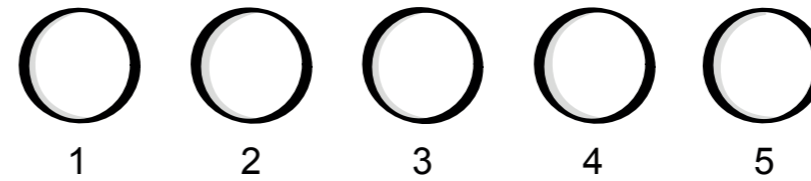
---

---

---

## 5. Effort

*How much effort would it take to implement your use case idea?*



## 6. Follow-up

*What next steps will be taken to implement the use case idea?*

---

---

---

---

---

---

---

---

---

---