



DESIGN THINKING MINDSET / DESIGN PHASE / IDEATE

Generate Ideas With Ideation

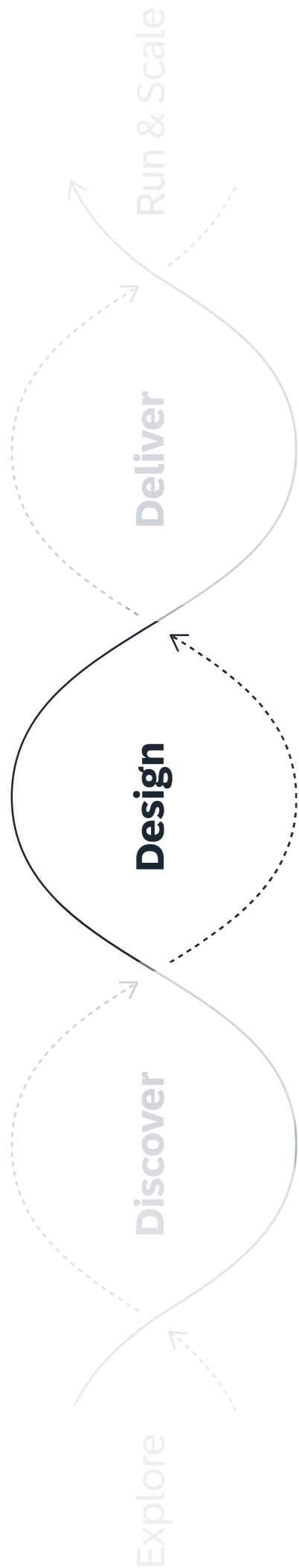
Help your team generate ideas in a structured yet creative way.

Why to Generate Ideas With Ideation

Collaborative brainstorming sessions are a way to generate a large quantity of ideas to solve the identified challenges.

These sessions enable exploration of various potential solutions from multiple perspectives, combining alternatives until a solid idea emerges.

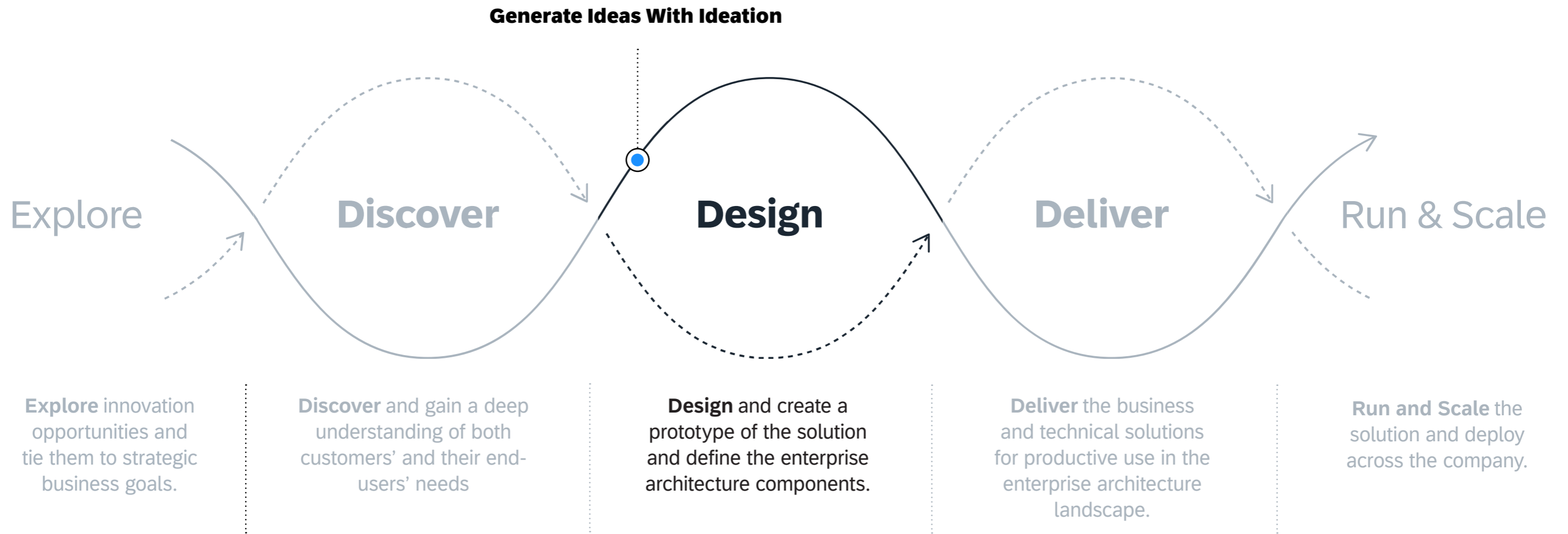
An ideation session is all about quantity rather than quality.



When To Generate Ideas With Ideation

Ideation or brainstorming sessions mark the beginning of the design phase and they should take place after research and synthesis. A productive brainstorming session requires a **problem statement** (aka “how might we question”), which

gets formulated at the end of the Discover phase, once the project team has a good understanding of the current situation, including business goals, current processes, user needs and challenges.



Learn more about SAP's Human-Centered Approach to Innovation: <https://apphaus.sap.com/approach>

Keep the Right Mindset for an Ideation Session

A successful ideation session requires an open mindset, ready to welcome all types of ideas—both those that seem feasible and those that might not at first. There will

be time to evaluate and decide later; for now, consider every idea a possibility.



Yes, and...
Basis for any idea generation




No, but...
Inhibitor of idea generation

Rules for Your Ideation Session


Before starting your ideation session, make your participants aware of the following rules:



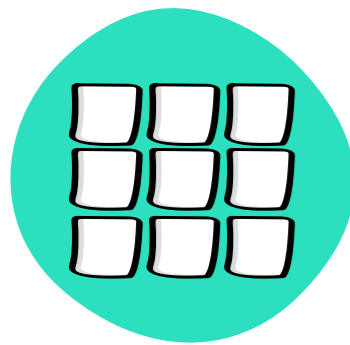
Be Visual



Stay on Topic



Build on the Ideas of Others



Go for Quantity



Defer Judgement



One Conversation at a Time



Encourage Wild Ideas

How To Generate Ideas With Ideation



Duration
45 - 60 Minutes



Participation
5 - 6 People



Roles
**Designers, Architects,
End Users**



Use Input From

- **Formulate a Problem Statement**
- **Define a Persona**
- **Map the User Experience Journey**

Steps

- 1 Select the challenge you will ideate for. This can be formulated as a **Problem Statement**.
- 2 Select an ideation or brainstorming method that helps to generate ideas, and brainstorm silently for 3 - 5 minutes.
- 3 Share your ideas with the team one by one and cluster them as they get presented.
- 4 Name the clusters and repeat steps 1 - 3 using a different ideation method.
- 5 Select the best ideas through voting. The amount of allowed votes for each participant depends on the number of ideas and participants available. For a good distribution of votes you can apply the following formula*:

$$V = [(T/2) \times T] / P$$

V=number of votes for each participant

T=number of ideas

P=number of participants

*based on: <https://www.canr.msu.edu/news/dot-voting-tips>

Expert Tips

There are several brainstorming methods you can choose from, depending on the time you have, number of participants, and type of ideas you want the team to generate.

Take a look at the following methods for reference:

- **Ideate with 6-3-5 Brainwriting**
- **Ideation Sprint (Mural Board*)**
- **Generate 100 Ideas in 30 Minutes**

After each round, group related or similar ideas together. You can revisit the grouping criteria and names once all rounds are complete.

When voting, you can choose to vote on individual ideas or on clusters, depending on their level of detail. If the clusters are broad and contain a variety of ideas, it's better to vote at the idea level.

*Registration required