

EXPLORE PHASE / Joint Activity

# Game Plan


Get a deeper understanding into the vision, success factors, challenges, resources and phases that will be needed for the project.

# Why to use a Game Plan

The Game Plan shows you how you'll get where you want to go with the project.

It helps you and the team with the following:

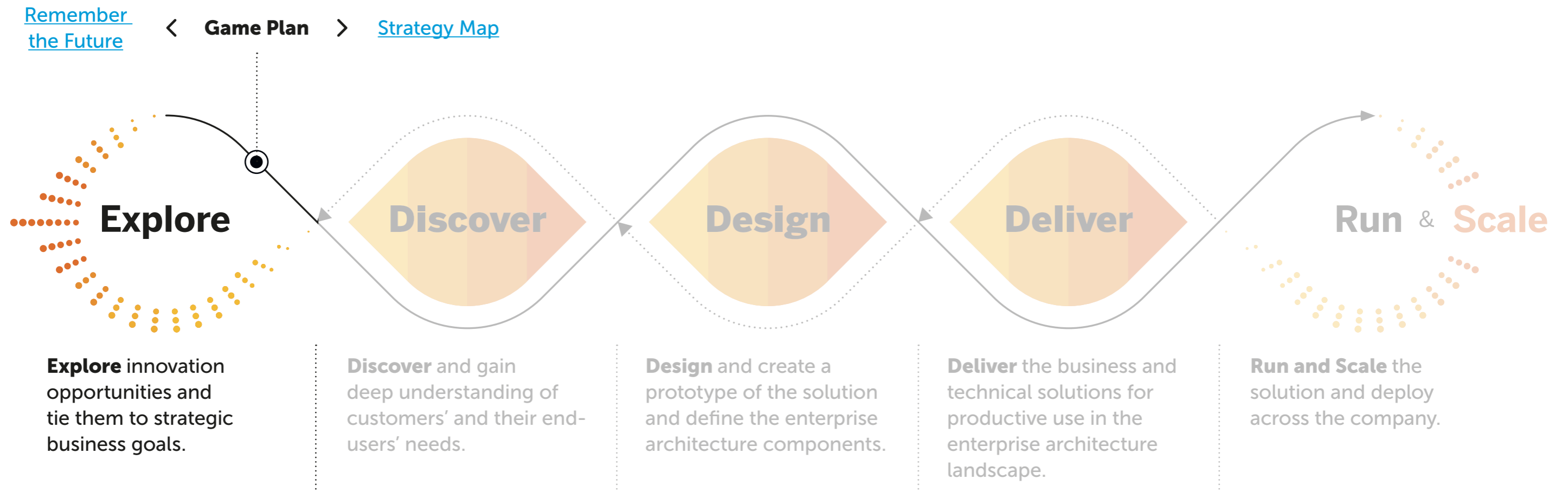
- Visualize the tasks and track outcomes.
- Get a deeper understanding into the vision, success factors, challenges, resources and phases that will be needed for the project.
- Get consensus around specific tasks required to complete the project.



# Explore

# When to use a Game Plan

We use the Game Plan as part of the Explore Phase to create a holistic plan for the select innovation project.



Lear more about SAP's Human-Centered Approach to Innovation: <https://experience.sap.com/designservices/approach>

# How to use a Game Plan



Duration  
**30–60 minutes**



Participation  
**5–6 People**



Roles  
**Designers, Business Leads, Customer**



Use input from

- [Remember the Future](#)
- [Strategy Map](#)
- [Use-Case exploration Workshop](#)

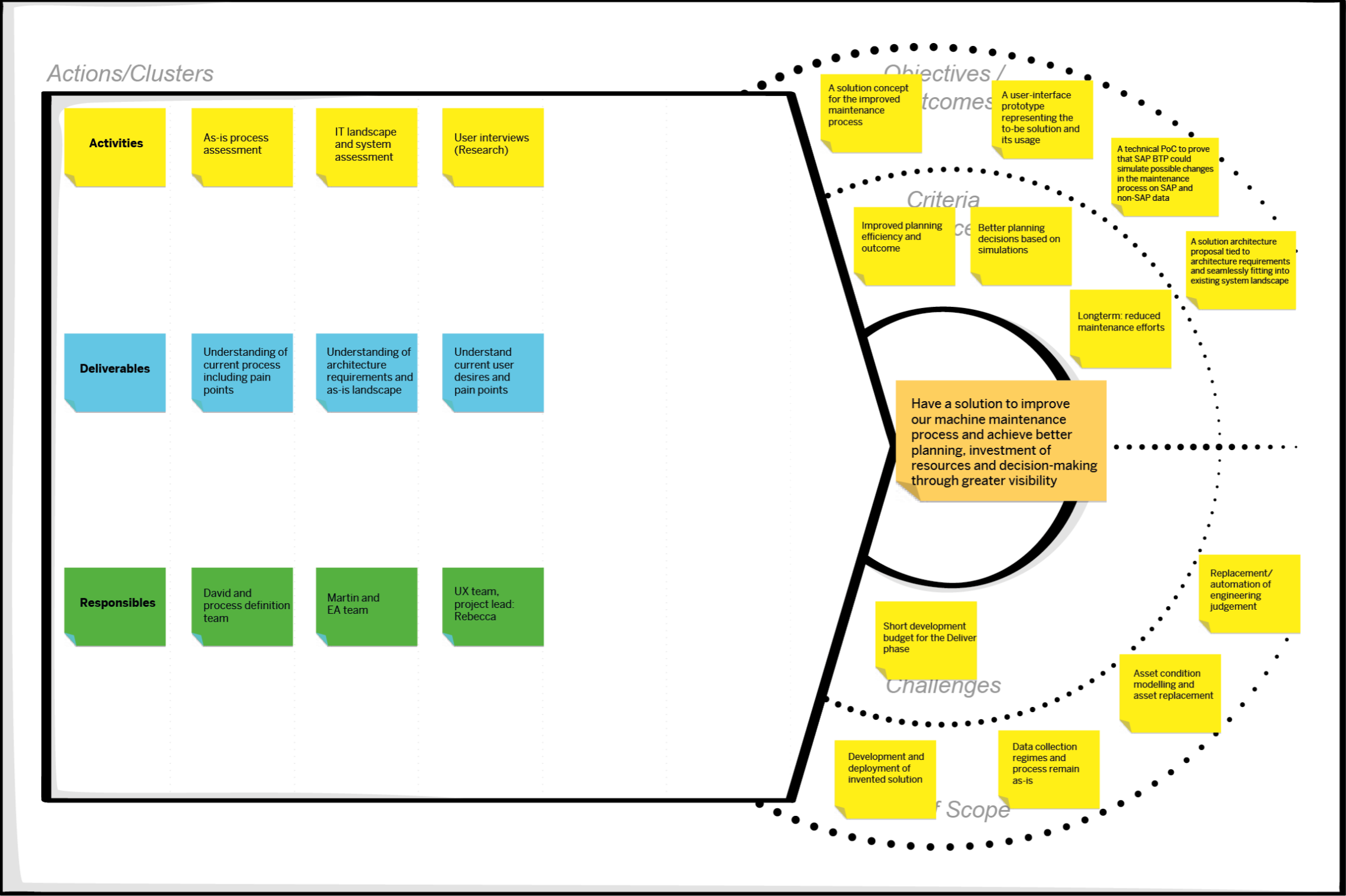
## Steps

- 1** Define the vision to complete the objectives for the project.
- 2** Describe the objectives and deliverables of the action plan.
- 3** Capture what is out of scope.
- 4** Write down all the steps and related activities to complete the objectives.
- 5** Identify the individuals and teams in charge of the tasks.
- 6** Identify the criteria of success and challenges to overcome in order to accomplish the vision through all the activities.

## Expert Tips

It is useful to track follow-up action items on a regular basis.

# Example Game Plan





# Template for Print

*Actions/Clusters*

--	--	--	--	--	--

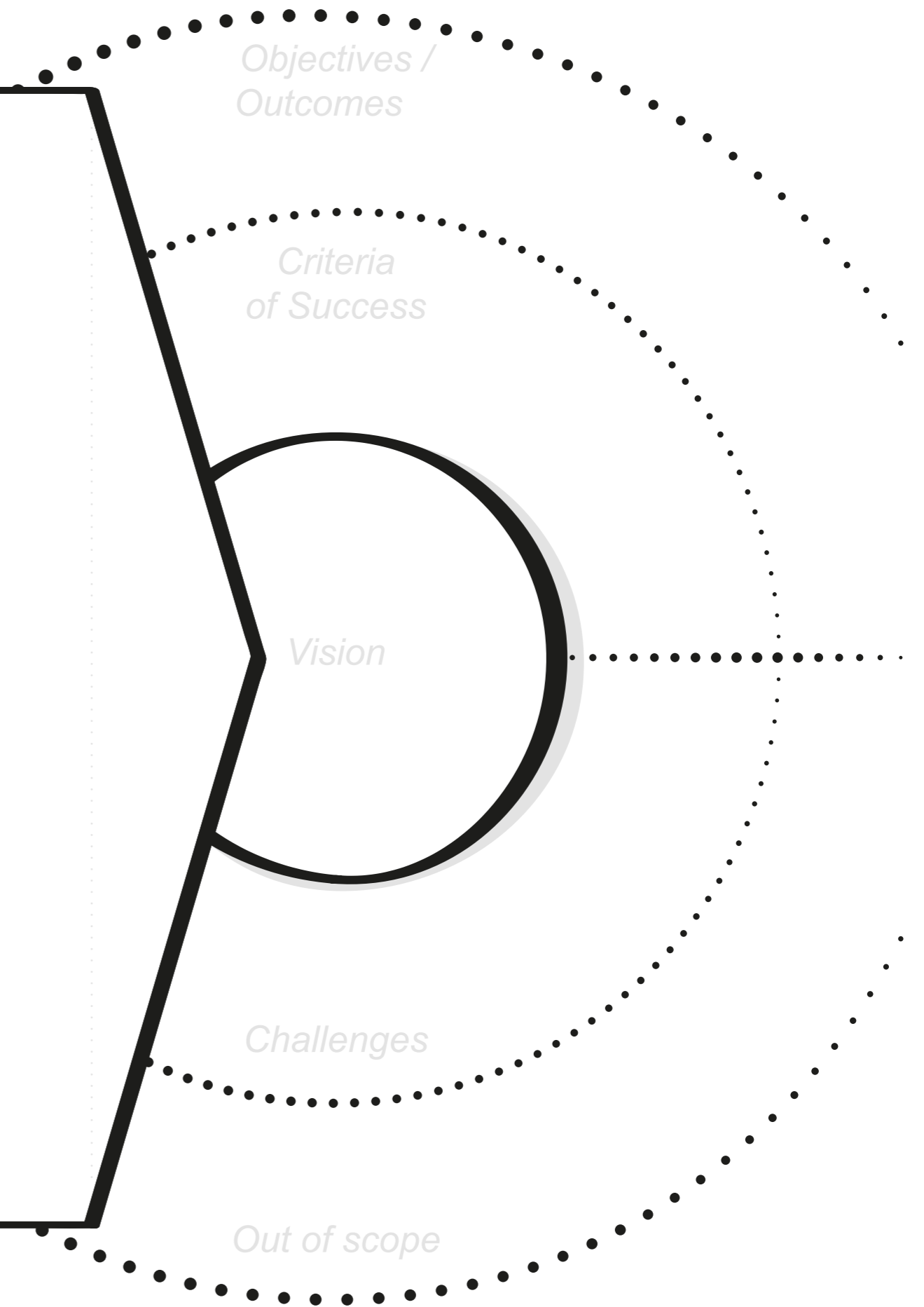
*Objectives /  
Outcomes*


*Criteria  
of Success*

*Vision*

*Challenges*

*Out of scope*





# Virtual Collaboration Template



